



2022-30 STATEWIDE STRATEGIC AGENDA

INSTITUTIONAL UPDATE

University of Louisville

Dr. Kim Schatzel

September 16, 2024



Affordability



Transitions



Success



Equity



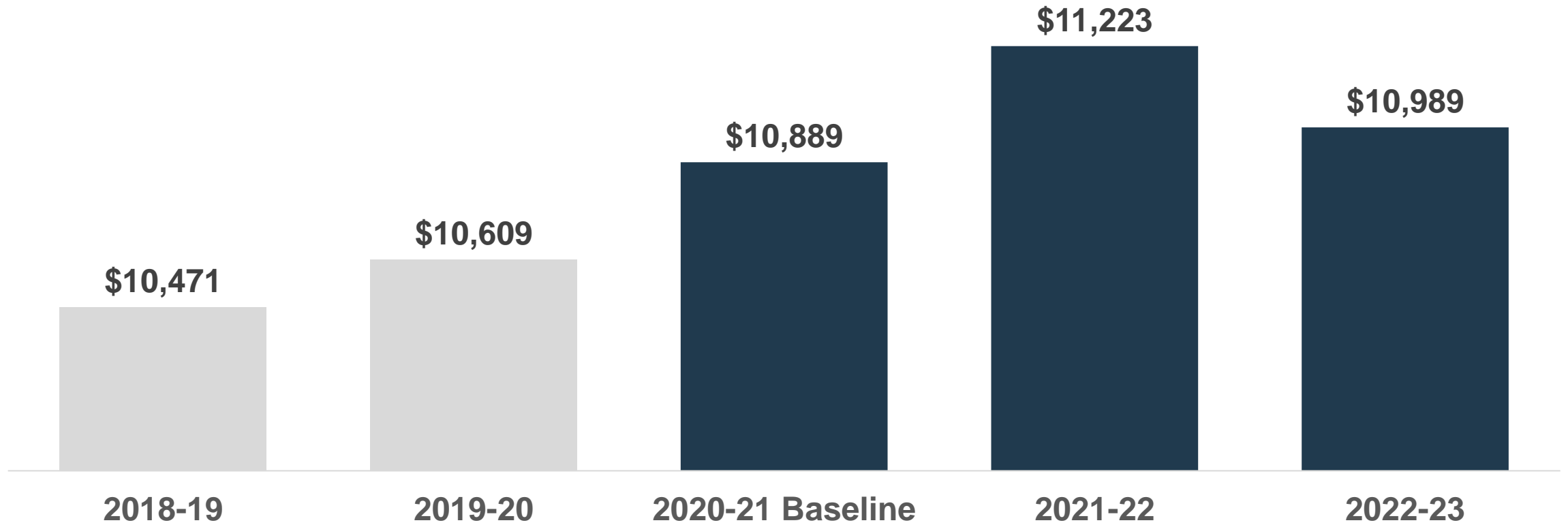
Talent



Value

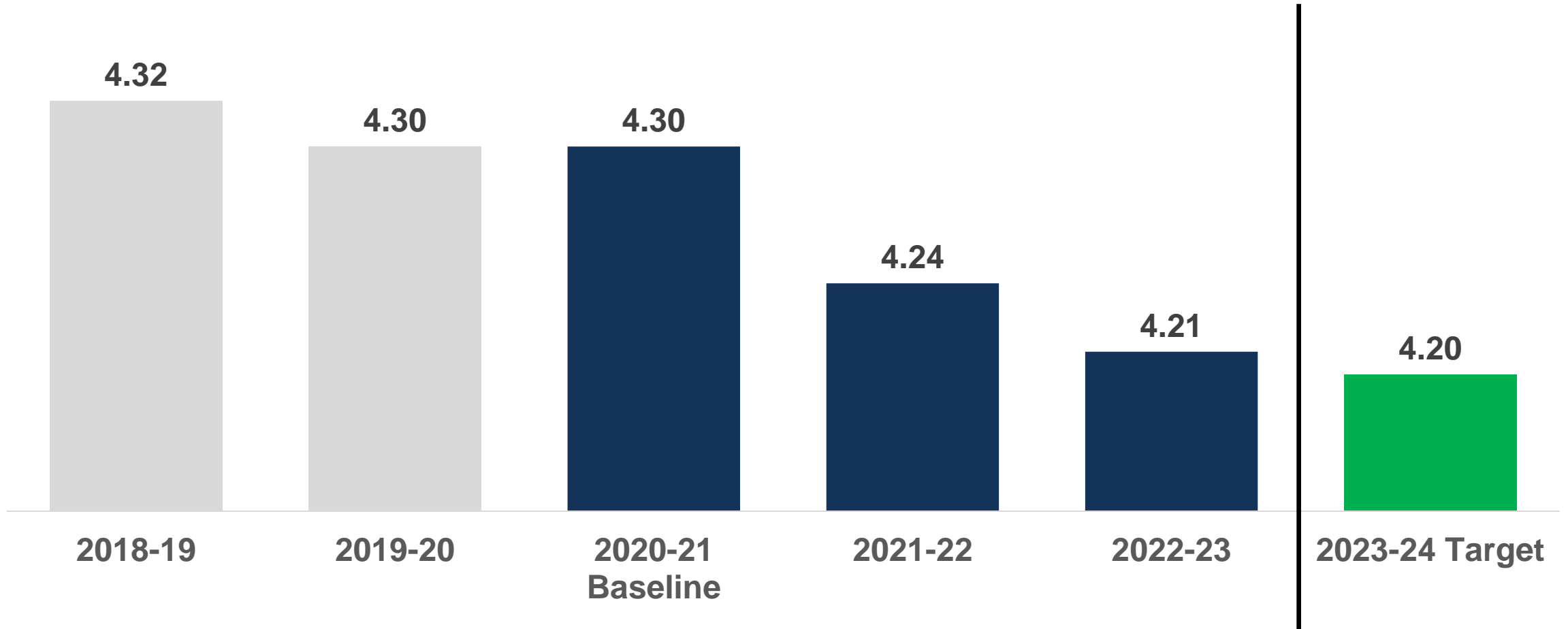
KEY PERFORMANCE INDICATORS -- AFFORDABILITY

Unmet Need: Average amount students must pay out-of-pocket after all financial aid and expected family contributions.



KEY PERFORMANCE INDICATORS -- AFFORDABILITY

Time to Degree: Average number of academic years students are enrolled prior to undergraduate degree completion.



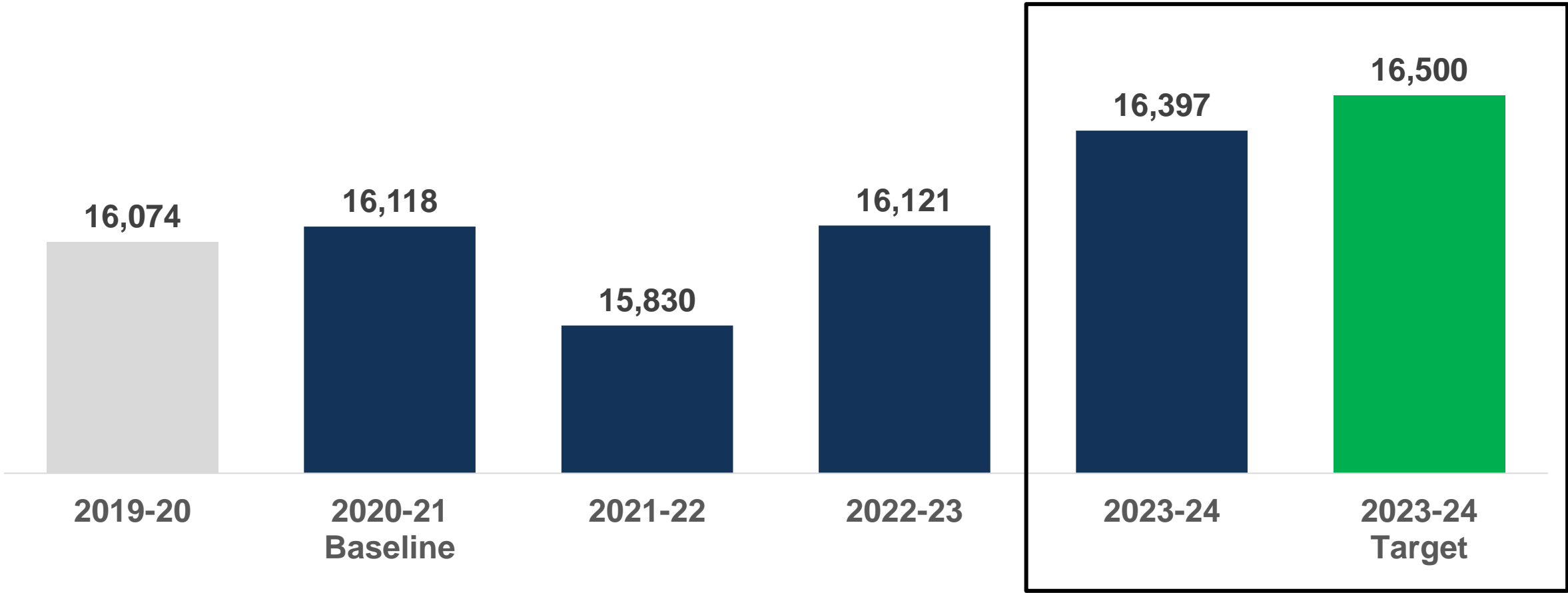
UL'S KEY STRATEGIES ON AFFORDABILITY




- **Expansion & Award of Unmet Need Scholarships** to increase enrollment and retention
- **Academic Progression: 15 to Finish initiative** to increase the number of students who attempt 15 credit hours each semester
- Growth in Course Sections with **Open (zero and low cost) Educational Resources**
- **Optimize philanthropic support**
- **Invested \$2.4 million toward the Cardinal Commitment Grant** in 2024
- **Developed Comeback Cards**, a debt forgiveness program, for former UofL students
- **Flexibility Offered to Students with Specific Registration Holds** to allow for continuous course registration

KEY PERFORMANCE INDICATORS -- TRANSITIONS

Undergraduate Enrollment: Total unduplicated number of students who enroll in an undergraduate program offered by one of Kentucky’s public colleges or universities in an academic year, either full-time or part-time.



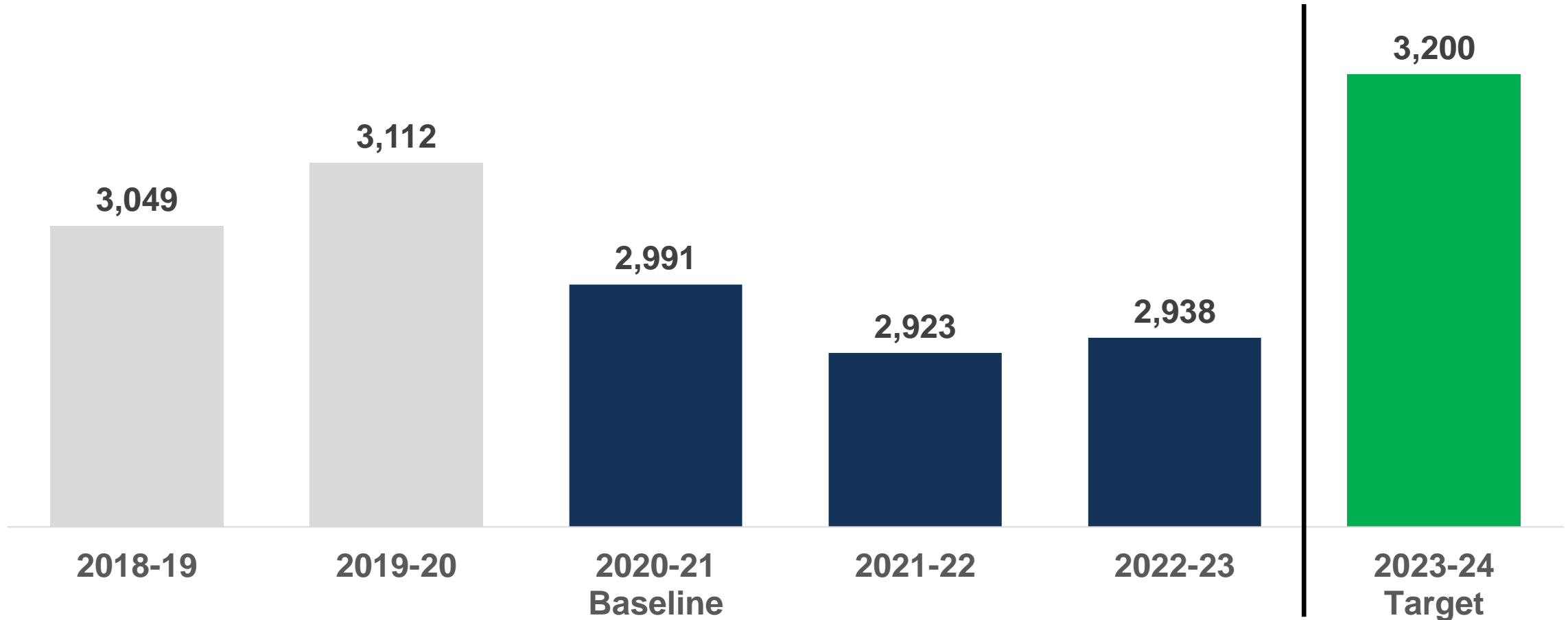
UL'S KEY STRATEGIES ON TRANSITIONS



- **Demonstrate Strong Institutional Commitment to Transfer Students**
- **Remain a Top Transfer Institution of Choice** for in-state students
- **Development of Concurrent Enrollment Pathways** (e.g. School of Nursing || KCTCS Pathway)
- **Increased Partnerships with International Recruiters**
- **Online Attempted Credit Hours increased by nearly 5.0%** since 2022-23
- **Math Xcelerator** provides a summer bridge program prior to fall matriculation
- **Expansion of the Border Benefit award** allows students from outside of Kentucky to access affordable education at UofL

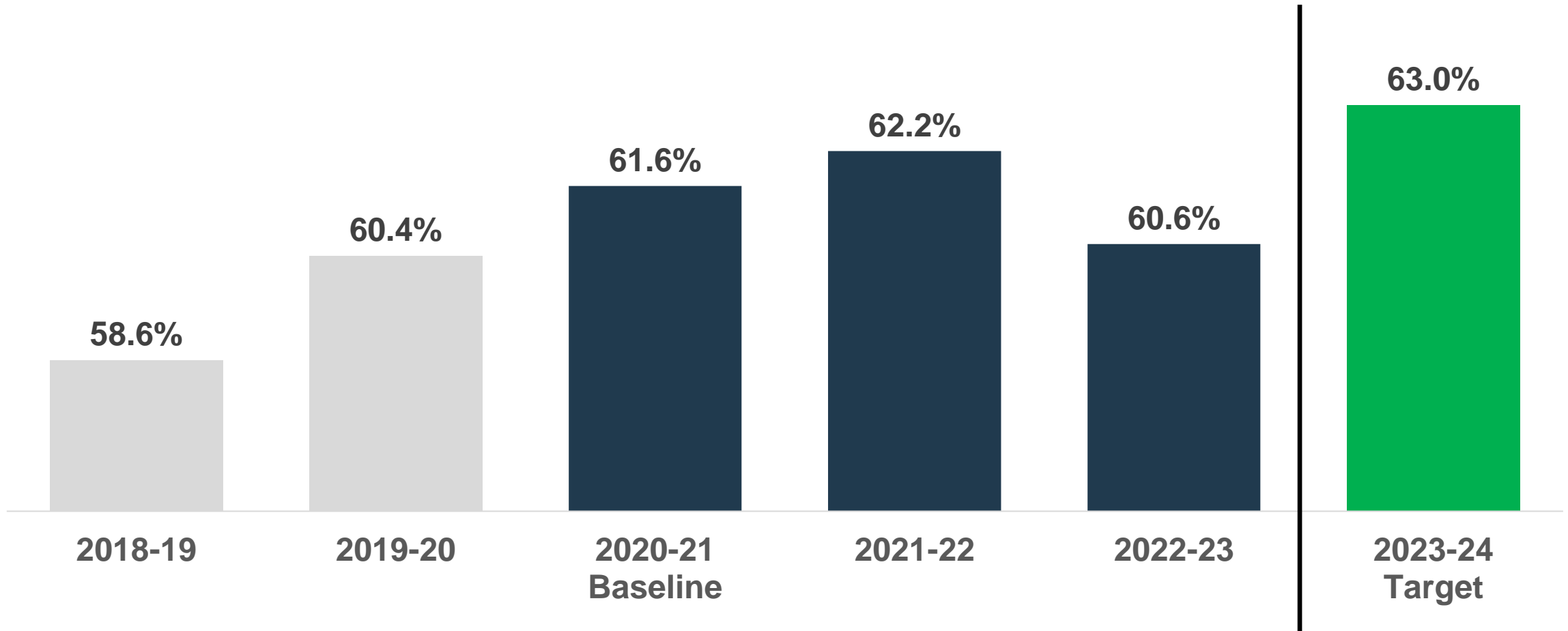
KEY PERFORMANCE INDICATORS -- SUCCESS

Undergraduate Degrees & Credentials: Number of undergraduate degrees awarded in an academic year.



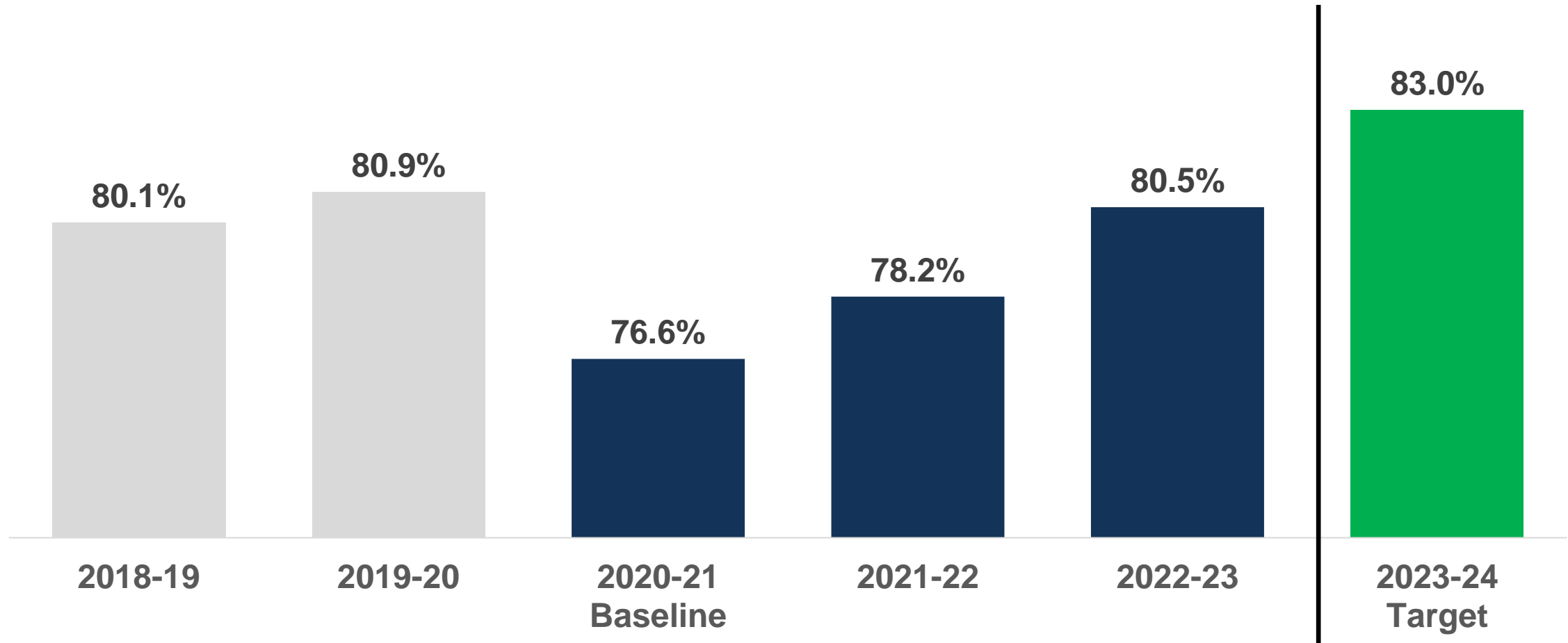
KEY PERFORMANCE INDICATORS -- SUCCESS

Graduation Rate: Percentage of first-time, full-time degree-seeking students who receive an undergraduate degree within 6 years.



KEY PERFORMANCE INDICATORS -- SUCCESS

Retention Rate: Percentage of first-time, degree- or credential-seeking students enrolled in the summer or fall of their first year who are still enrolled at the same institution the following fall.



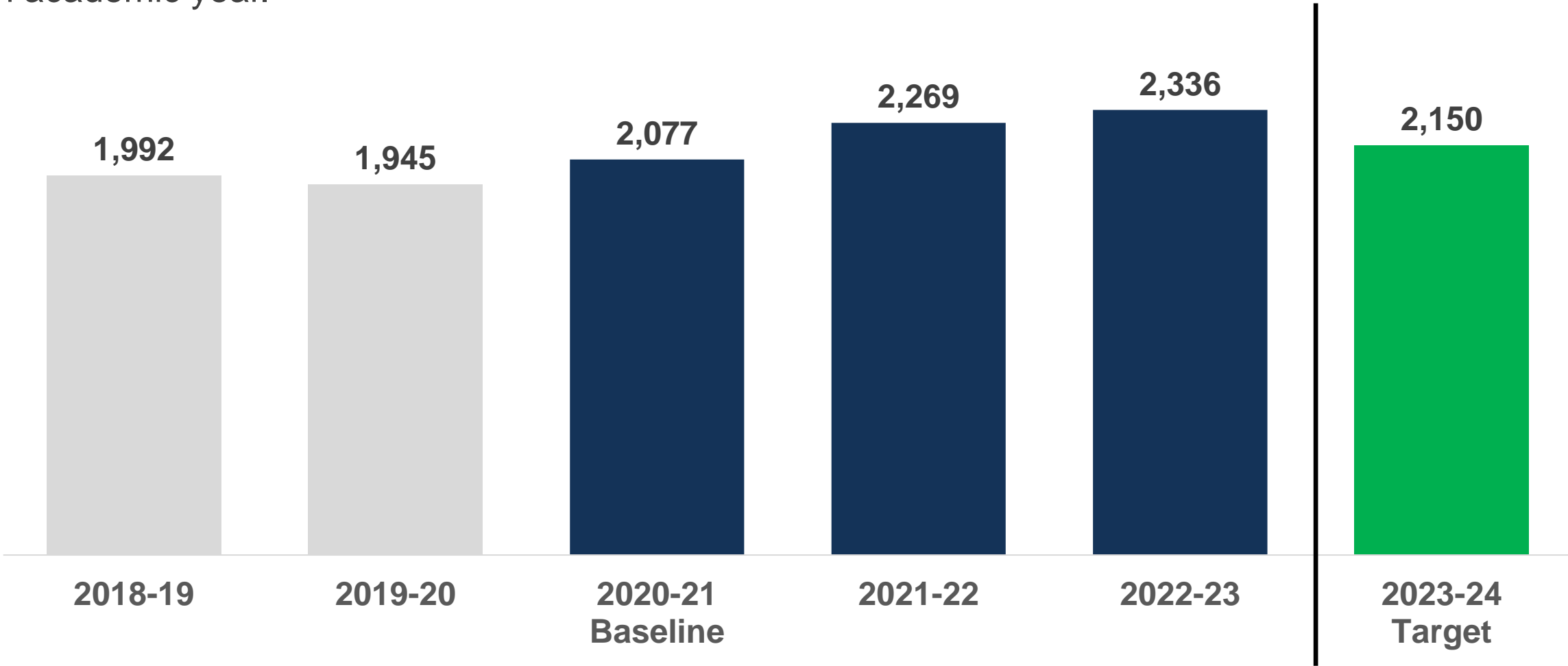
UL'S KEY STRATEGIES ON SUCCESS



- **Centralized Academic Advising:** UofL moved to centralized advising model to help coordinate undergraduate academic advising efforts across campus
- **Peer Mentoring Programs:** increase the number of students participating in faculty, staff, and peer mentoring programs while developing new programs and enhancing existing ones
- **Student Research Opportunities:** students participated in UofL's Summer Research Opportunity Program (SROP)
- **Revision to Early Alert Campaign:** outreach to undergraduate students was moved to week 5 of the semester for students receiving a progress report. Reaching out earlier to students who may be struggling with their classes has led to more students making appointments with advisors, REACH (tutoring), and Student Success Coaches
- **Earned distinction** as one of 14 higher education institutions selected for the inaugural class of FirstGen Forward Network Champions
- Received **approval for 4 new baccalaureate programs** during AY 2023-24:
 - BS in Biochemistry
 - BS in Exercise Physiology
 - BS in Applied Engineering
 - BS in Communication Sciences and Disorders

KEY PERFORMANCE INDICATORS -- TALENT

Graduate and Professional Degrees: Total number of graduate/professional degrees awarded in an academic year.




UL'S KEY STRATEGIES ON TALENT

- **Produced Graduates in Key Workforce Areas of Need:** nursing, social work, and teaching
- **63% of Brandeis School of Law graduates** found employment within Kentucky
- **97% of School of Medicine graduates** obtained a postgraduate residency position through the initial match or supplemental offer and acceptance program; 34% of medical graduates will remain in Louisville with additional 11% remaining in Kentucky. (2023-24 graduate outcome data)
- **92% of School of Dentistry graduates** entered into a residency program, fellowship, or joined a group or private practice. (2023-24 graduate outcome data)
- **Permanent Executive VP/University Provost named, Dr. Gerry Bradley, in February 2024**
- **Since 2023, 6 deans have joined UofL's academic leadership team** (Kent School of Social Work & Family Science, School of Nursing, School of Medicine, School of Public Health and Information Sciences, College of Education & Human Development, College of Arts & Sciences)



UL'S KEY STRATEGIES ON VALUE



- **UofL is constructing a new building for next-generation engineering education**, aimed at driving the growth of Kentucky's technology-enabled economy
- Plans are underway for a new **\$280M building on our Health Sciences Center [HSC] Campus**
- Turning ideas into action is what makes UofL a research and innovation powerhouse - **Research expenditures totaled \$230 million**
- **Gold Recognition Status** of Center for Military-Connected Students
- **2024 Student Scholars:** include 7 Fulbright Awards, 3 Boren Scholarships, 4 Critical Language Scholarships, 1 FAO Schwarz Fellowship, and 1 Knight-Hennessy Scholars Program
- Received a 5-year extension on our designation and recognition as an **Innovation and Economic Prosperity University (IEP)**

